

# Just Can't Get Enough

## Depeche Mode

Intro  
 G G C C  
 Riff A  
 G G C C  
 G G C C

G  
 When I'm with you baby, I go out of my head  
 C  
 And I just can't get enough, I just can't get enough  
 G  
 All the things you do to me and everything you said  
 C  
 And I just can't get enough, I just can't get enough  
 D Em  
 We slip and slide as we fall in love  
 C D  
 And I just can't seem to get enough

Riff A  
 G G C C  
 G G C C

G  
 We walk together, we're walking down the street  
 C  
 And I just can't get enough, I just can't get enough  
 G  
 Every time I think of you I know we have to meet  
 C  
 And I just can't get enough, I just can't get enough  
 D Em  
 It's getting hotter, it's our burning love  
 C D  
 And I just can't seem to get enough

Riff A + Riff C  
 G G C C  
 G G C C  
 Riff B  
 A D A D7

G G  
 I just can't get enough I just can't get enough  
 C C  
 I just can't get enough I just can't get enough

G G  
 I just can't get enough I just can't get enough  
 C C  
 I just can't get enough I just can't get enough

G G  
 I just can't get enough I just can't get enough  
 C C  
 I just can't get enough I just can't get enough

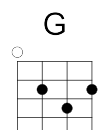
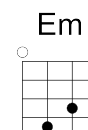
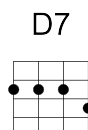
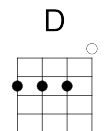
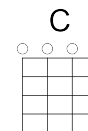
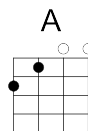
Riff A  
 G G  
 I just can't get enough I just can't get enough  
 C C  
 I just can't get enough I just can't get enough

G  
 And when it rains, you're shining down for me  
 C  
 And I just can't get enough, I just can't get enough  
 G  
 Just like a rainbow you know you set me free

C  
 And I just can't get enough, I just can't get enough  
 D Em  
 You're like an angel and you give me your love  
 C D  
 And I just can't seem to get enough

Riff A  
 G G C C  
 G G C C  
 Riff B  
 A D A D7

Repeat ad lib  
 G G  
 I just can't get enough I just can't get enough  
 C C  
 I just can't get enough I just can't get enough



# Just Can't Get Enough

## Intro

C G

The Intro section consists of four measures. The guitar part features a repeating pattern of eighth notes on the top string (3-3-3-3-3-3) and a bass line of eighth notes (0-2). The piano part features a melody of eighth notes in 4/4 time, starting on a G4 and moving up stepwise.

## Part A

5 C G

Part A consists of four measures. The guitar part continues the pattern from the Intro. The piano part features a melody of eighth notes, with a repeat sign at the beginning and end.

## Part B

9 A D A D

Part B consists of four measures. The guitar part features a new pattern with notes 0-4-5-5-4-5-0 on the top string and 2-2-2-3-3-2-2 on the bottom string. The piano part features a melody of eighth notes, with a key signature change to one sharp (F#) and a repeat sign at the end.

## Part C - play over part A

13 C G

Part C consists of four measures. The guitar part features a new pattern with notes 7-5-7-7 on the top string and 7-7-8-10 on the bottom string. The piano part features a melody of eighth notes, with a repeat sign at the end.